

Go to tiny.cc/curts13 for session resources.

Improving Writing with Google Docs



Eric Curts
ericcurts.com - ericcurts@gmail.com
[@ericcurts](https://plus.google.com/u/0/117201112411111111111) - [gplus.to/ericcurts](https://plus.google.com/u/0/117201112411111111111)

Introduction

Eric Curts

- Technology Specialist for SPARCC
- Husband, father (4 kids), geek
- Google Certified Teacher and Google Apps Certified Trainer.
- Apps User Group website to assist schools with Google Apps - www.appsusergroup.org
- The State of Tech Podcast - www.thestateoftech.org
- Web App Reviews - www.webappreviews.org
- Everything else - www.ericcurts.com

Agenda

How to improve the writing process with Google Docs features and tools:

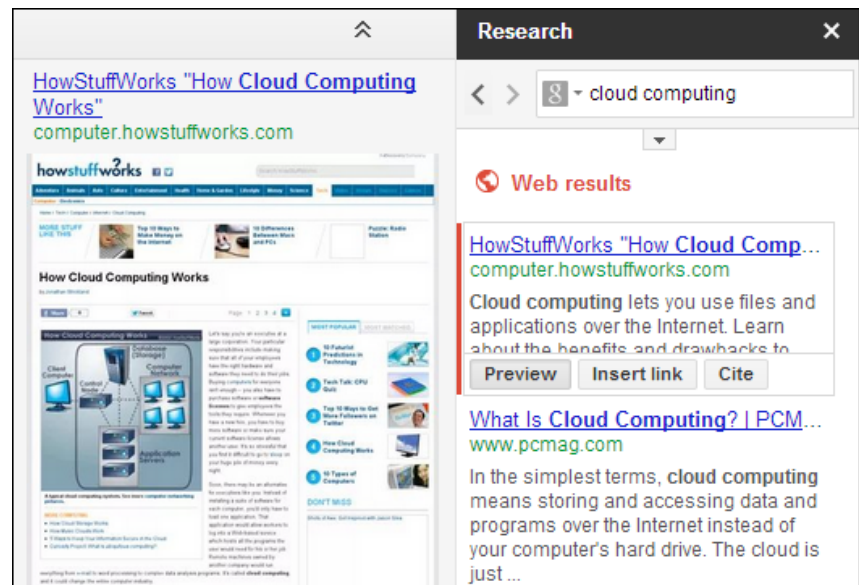
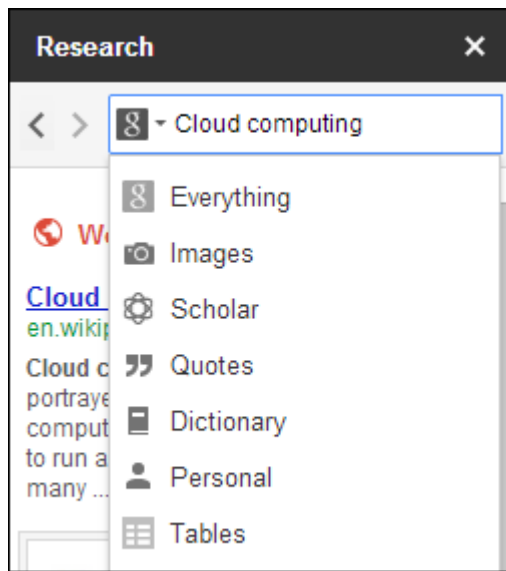
- Student Writing
- Student Collaboration
- Teacher Input
- Sharing Student Writing



Student Writing

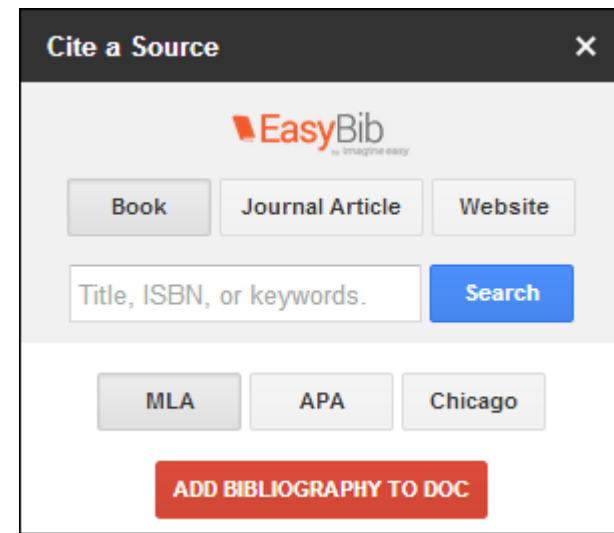
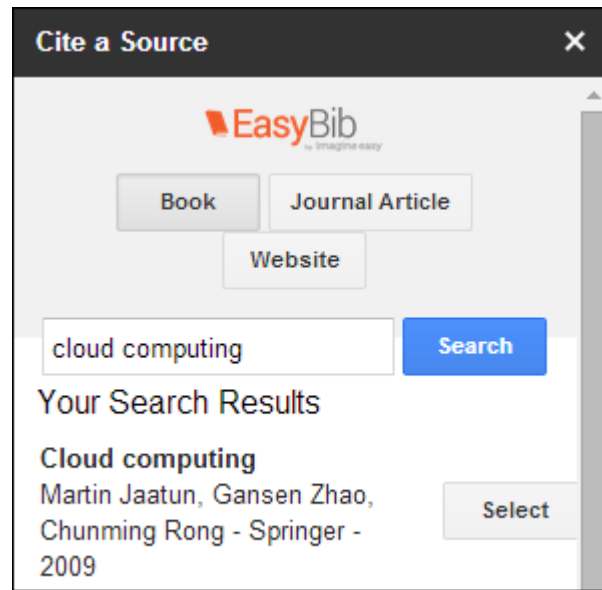
Research tool

The Research tool built into Google Docs allows students to investigate and add information from the Internet to the document they are writing. This includes web results, images, quotations, scholarly articles, dictionary definitions, and more. Additionally the Research tool will add citations to the document for items chosen.



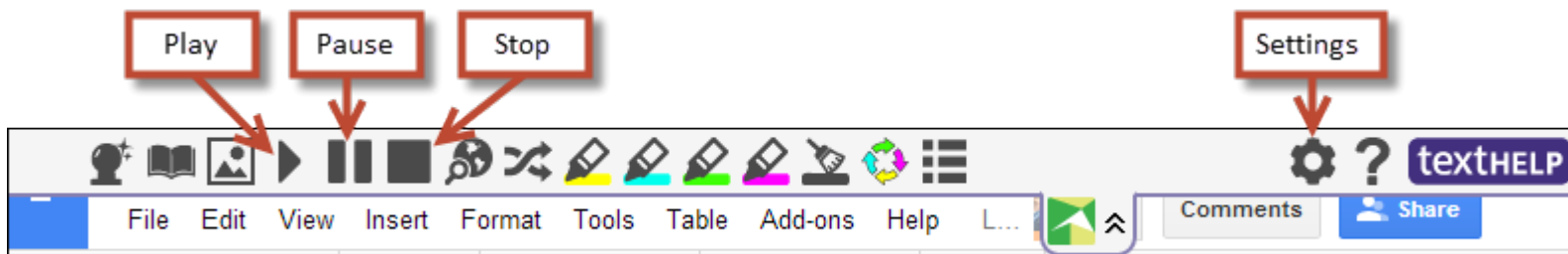
Bibliography tool

Although the research tool can be used to add footnotes to your document, the EasyBib add-on can be used to create a detailed bibliography page.



Read&Write for Google

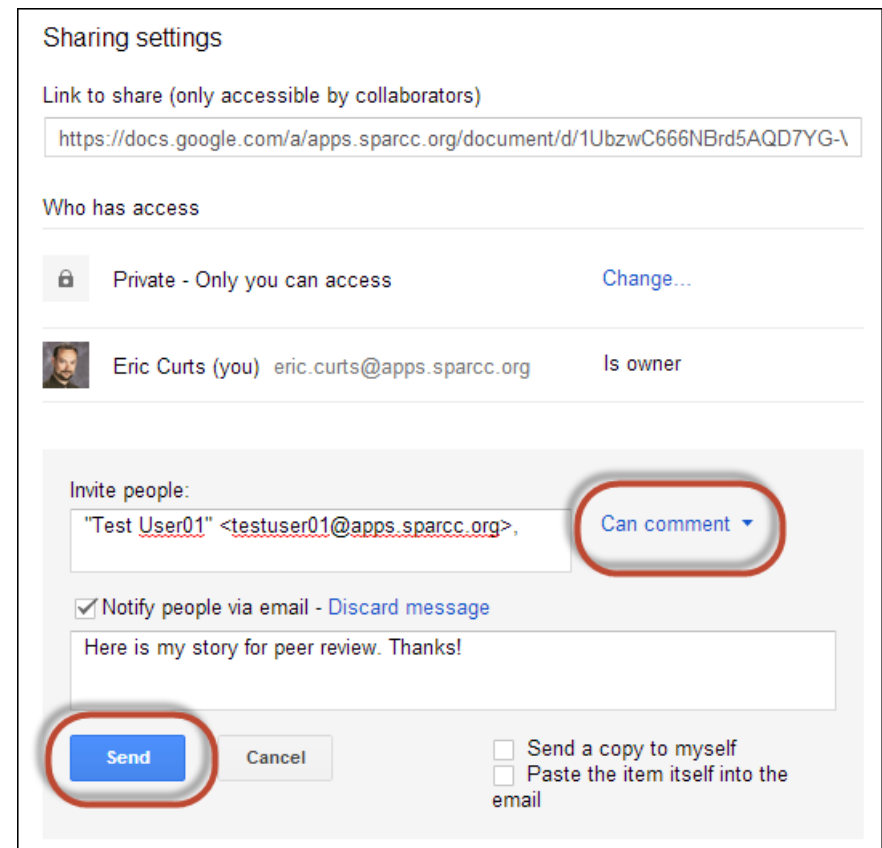
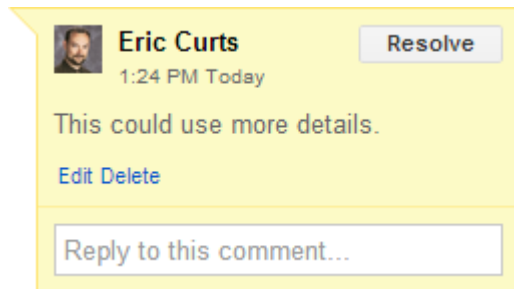
Read&Write for Google is a powerful Chrome extension that adds lots of tools for use within a Google Document. One of the tools is a text to speech feature that will read aloud your Google Document. This can be very helpful for a student to hear what they have written to check for mistakes, clarity, and flow.



Student Collaboration

Peer review with comments

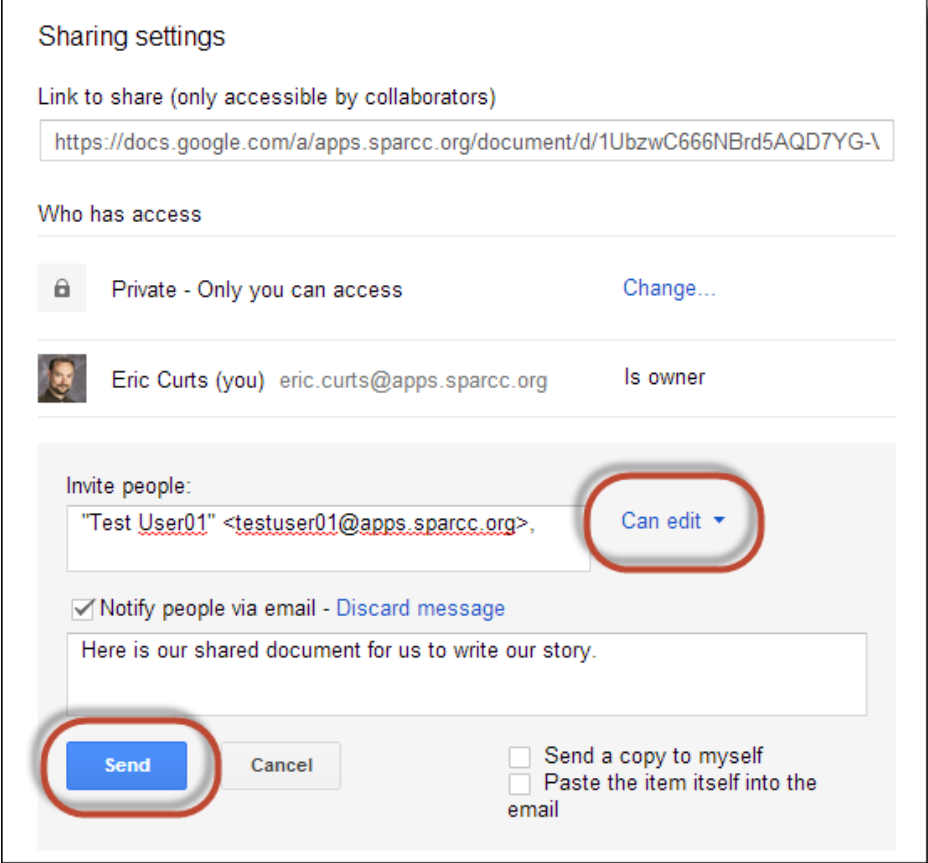
One powerful way to improve the writing process is for students to get feedback on their writing from their peers. Google Docs makes it easy to accomplish peer review with text comments.



Collaborative Writing

Beyond just adding comment for peer review, students can also work together collaboratively on a writing project.

The process is similar to peer review except the document is shared with Edit rights rather than just Comment rights.



Sharing settings

Link to share (only accessible by collaborators)

<https://docs.google.com/a/apps.sparcc.org/document/d/1UbzwC666NBrd5AQD7YG-1>

Who has access

Private - Only you can access [Change...](#)

Eric Curts (you) eric.curts@apps.sparcc.org Is owner

Invite people:

"Test User01" <testuser01@apps.sparcc.org> [Can edit](#)

Notify people via email - [Discard message](#)

Here is our shared document for us to write our story.

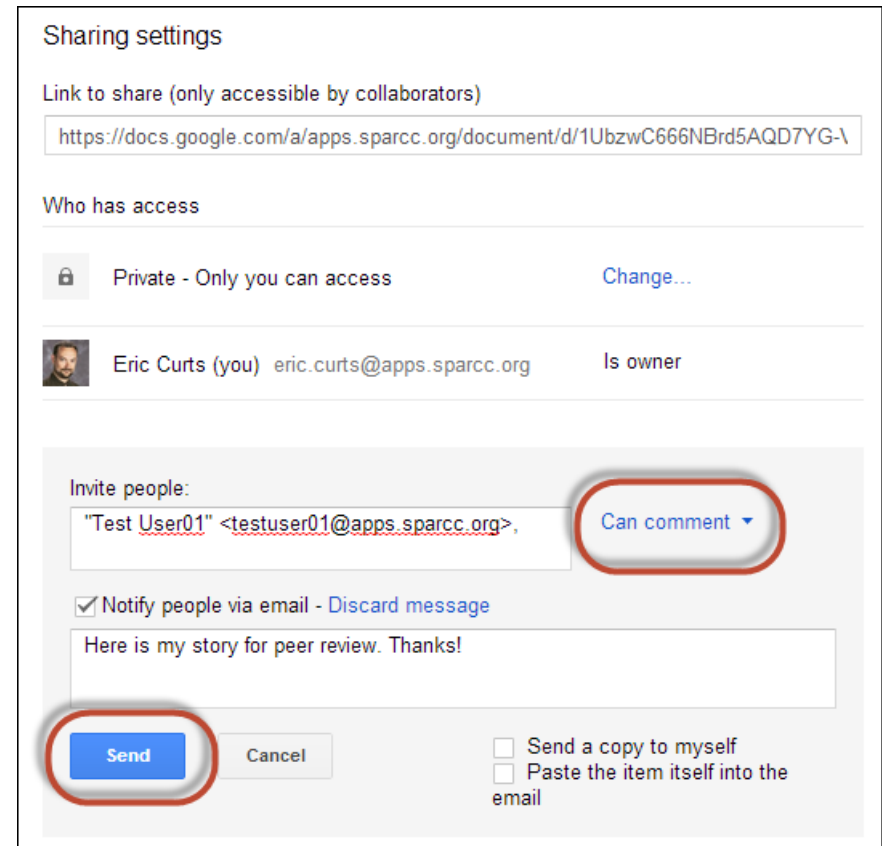
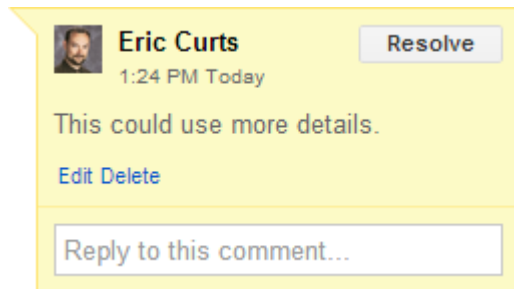
[Send](#) [Cancel](#)

Send a copy to myself
 Paste the item itself into the email

Teacher Input

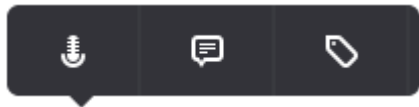
Feedback with text comments

One powerful way to improve the writing process is for a teacher to provide feedback on student writing. There are several ways to do this with Google Docs. One option is through text comments.



Feedback with voice comments

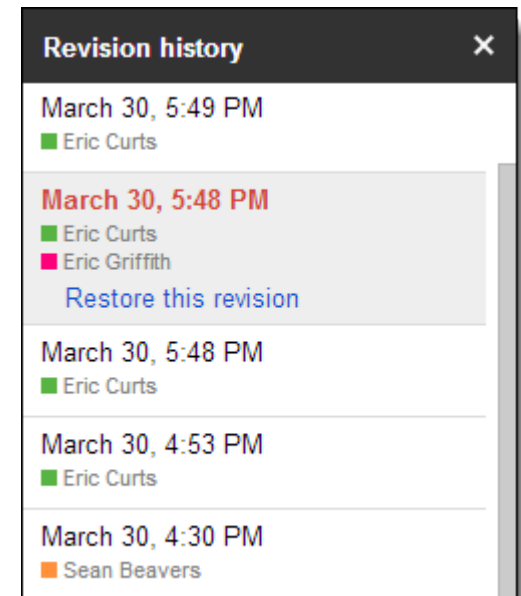
Beyond just text comments, teachers can also record themselves to add voice comments to a student's document. This is a powerful and easy way to provide personal feedback to a student on all parts of their writing. To do this you will use a tool called Kaizena at <https://kaizena.com>



Document revisions

Another teacher tool to improve the writing process is Revision History. Google Documents keeps a record of every change made to a document over time, along with who made the change.

This allows a teacher to be able to view earlier versions of a student's writing document to see what changes the student has made and how they have implemented your text or voice feedback.








Sharing Student Writing

Public Access with View Rights

One simple way to expand the audience for a student's writing is to change the visibility settings on the document to make it viewable by their school or the entire world.

Sharing settings

Visibility options:

-  **Public on the web**
Anyone on the Internet can find and access. No sign-in required.
-  **Anyone with the link**
Anyone who has the link can access. No sign-in required.
-  **SPARCC**
People at SPARCC can find and access.
-  **People at SPARCC with the link**
People at SPARCC who have the link can access.
-  **Specific people**
Only people explicitly granted permission can access.

Access: Anyone (no sign-in required) [Can view](#) ▾

Note: Items with any visibility option can still be published to the web. [Learn more](#)



[Save](#) [Cancel](#) [Learn more about visibility](#)

Sharing settings

Link to share

<https://docs.google.com/document/d/1UbzwC666NBrd5AQD7YG-VHfPa7UeQ2j7qJ23>

Who has access

	Public on the web - Anyone on the Internet can find and view	Change...
	Eric Curts (you) eric.curts@apps.sparcc.org	Is owner

Google Play Bookstore

To really expand the audience, student writing can be published in the Google Play Bookstore for worldwide access. This could include a compilation of student essays or short stories or poetry. Or the entire class could work on writing a themed book.

The Google Play Bookstore allows ebooks to be sold for free, making it very easy for the widest possible audience to have access to the students' writings.



Questions and Contact Info

Questions?

Please evaluate my session: <http://tiny.cc/curts-eval>

Contact: Eric Curts

- Websites - www.ericcurts.com
www.appsusergroup.org
www.thestateoftech.org
- Email - ericcurts@gmail.com
- Twitter - [@ericcurts](https://twitter.com/ericcurts)
- Google+ - [gplus.to/ericcurts](https://plus.google.com/ericcurts)