

APA papers require a title page. Include the information shown. Other information should be included if your instructor asks for it. Remember, your instructor always has the final say.

Title

FirstName LastName

Course Title

Instructor's Name

Date

To center a line in Microsoft Word, select **Format | Paragraph** from the main toolbar, and then on the Indents and Spacing tab beside the word Alignment choose **Center** from the drop-down list.

You can insert the date in Microsoft Word by selecting **Insert | Date and Time...** from the main toolbar and selecting a style.

To insert a header in Microsoft Word, select **View | Header and Footer** from the main toolbar. You can then right justify the line and type in a shortened version of the Title. Add five spaces after the title, and then to insert an automatic page number, choose the **Insert Page Number** button on the Header and Footer toolbar.



mo xt here more text  
 here

This is block quotation style.  
 Single spacing is used for student papers.

Now let's talk about chocolate. I have this book called *10,000 Dreams Interpreted*, and it talks about what it means if you dream about chocolate:

To dream of chocolate, denotes you will provide abundantly for those who are dependent on you. To see chocolate candy, indicates agreeable companions and employments. If sour, illness or other disappointments will follow. To drink chocolate, foretells you will prosper after a short period of unfavorable reverses. (Miller, 1997, p. 143)



When you want to quote something that is over 40 words long, then you indent the entire quotation one inch and you don't use quotation marks around it. Also, with normal citations you put the period after the citation, but with block quotations, you leave it before the citation. In further studies of dreams and chocolate, I checked out an online site to see if they agreed. The site said, "To see chocolate in your dream, signifies self-reward. It also denotes that you may be indulging in too many excesses and need to practice some restraint" (Dream Moods, 2003, para. 3). In this case there is no identifiable author, therefore the name of the website or organization is used (i.e., here it was Dream Moods). Since page numbers are not used on websites, the use of para. 3 indicate that the quote could be found on the third paragraph of that website.

More text here more text here more text here. More text here. More text here more text here more text here. More text here. More text here more text here more text here. More text here more text here. More text here more text here more text here. More text here more

Remember, the purpose of citations and the Reference page is to give the reader enough information so that they can find the source.

If you ever end up with only a heading or only one line from the beginning of a paragraph at the bottom of your page, don't use a page break. Instead, place your cursor in the offending line, and select **Format | Paragraph** from the Microsoft Word main toolbar; then, on the Line and Page Breaks tab, select **Keep with next**.

You should start a new paragraph whenever you begin to write about a new idea. There is not a minimum or maximum length for paragraphs, but make sure to try to cover each topic adequately and also without boring your reader.

More text here text here. More text here more text here. More text here here more text here.		here more text here more xt here more text here ore text here more text
	Serif (Times New Roman)	
		Sans Serif (Arial)

Your font should be 12 point (this text is 12 point), and it should be a conventional serif or sans serif font (such as Times New Roman or Arial, shown). Times New Roman (the font this document is typed in) is a common serif font. Arial is a common non-serif font.

Now, what if you want to use a quotation from a published source? For example look at how the following direct citation is presented: “Indiana teacher Richard Beamer trusts his students with his life. Last fall Beamer fulfilled his longtime dream of flying west at treetop level-in a plane built by his fifth-grade students at Southwood Elementary School” (Arce, 2003, p. 38). When you want to reference a source like this, you use the “journal article retrieved from an electronic database” format if the source material was electronic copy of the article.

If you want to reference a work that has two authors, you list both authors in your citation (Price & Stern, 2001).


In your papers you may not always want to use direct quotations. When you paraphrase, you still need to use a citation. For instance, if I’m thinking about attitudes towards education, I could tell you that Bunt and Yang (2002) examine the Adult

Attitude Toward Continuing Education Scale (AACES) to determine its effectiveness.

This one only requires a year citation because I mentioned the authors in text, followed the mention directly with what they said, and they are listed on the References page.

However, if I tell you that the attitudes of college students are more easily influenced by peers than faculty norms (Milem, 1998), then this one requires the author's name in a citation because I didn't mention it in text. Neither requires a page number because they are not direct (word-for-word) quotations.

Finally, remember to choose a topic that you like for your paper. It is much harder to get writer's block when you are interested in what you are writing. Remember also that your instructor has the last word. If your instructor wants to modify these guidelines for your class, then he or she has the right to do so. Make sure to ask your instructor for guidance on how to construct and write you paper.



Use a ragged right margin (left justified) rather than an even right margin (full justified). To do this, place your cursor in the paragraph and select **Format | Paragraph** from Microsoft Word's main menu, and in the drop-down box beside **Alignment**, choose **Left**.

Use a hanging indent for your references. Either click and drag the bottom margin on the ruler bar, or select **Format | Paragraph** from the main toolbar. Under **Special** there is an option for a hanging indent.

## References

Arce, I. (2003). Flying high. *NEA Today*, 21 (4), 38–39. Retrieved January 21, 2003 from the Proquest database.

Bunt, A., & Yang, B. (2002). Factor structure of the adult attitudes toward adult and continuing education scale and its capacity to predict participation behavior: Evidence for adoption of a revised scale. *Adult Education Quarterly: A Journal of Research and Theory*, 52(4), 299-314.

Dream Moods. (2003, January 6). *Dream dictionary*. Retrieved January 14, 2003, from <http://www.dreammoods.com/dreamdictionary/c2.htm>

Lewis, C. S. (1963a). *The great divorce*. New York: Macmillan.

Lewis, C.S. (1963b). *Till we have faces*. San Diego: Harcourt.

Milem, J. F., (1998). Attitude change in college students: Examining the effect of college peer groups and faculty normative groups. *The Journal of Higher Education*, 69(2), 117-140.

Miller, G. H. (1997). *10,000 dreams interpreted or what's in a dream*. Chicago: Rand McNally.

Price, R. & Stern, L. (2001). *Mad libs: The original #1 mad libs*. New York: Price Stern Sloan.

Alphabetize your references by author. Abbreviate first and middle names.

If you have more than one entry with the same author AND published in the same year, add a lowercase letter after the year both here and in your citations, for instance, (1963a) and (1963b).